



reventon

CATALOGUE 2020



Reventon Group [Ltd.]
Wyzwolenia 556 Street, 43-340 Kozy, Poland
TAX ID No. 937-267-50-06
export@reventongroup.eu
www.reventongroup.eu
tel.: +48 690 900 055
tel.: +48 33 482 77 35

TABLE OF CONTENTS

| | |
|----------|---|
| ABOUT US | 2 |
|----------|---|

INDUSTRIAL SOLUTION

| | |
|--|----|
| AIR WATER HEATERS IN EPP HC-3S SERIES | 5 |
| AIR WATER HEATERS HC-3S SERIES SETS | 7 |
| AIR WATER HEATERS IN EPP CASING HC-EC SERIES | 8 |
| AIR WATER HEATERS IN EPP CASING FARMER SERIES | 9 |
| AIR WATER HEATERS IN EPP CASING HC3P SERIES | 12 |
| MIXING CHAMBERS MC SERIES | 14 |
| AIR WATER HEATERS IN STEEL CASING S-3S SERIES | 15 |
| DESTRATIFICATION FAN HC-3S | 16 |
| DESTRATIFICATION FANS TORNADO SERIES | 17 |
| SINGLE PHASE ELECTRIC HEATED AIR CURTAINS AERIS E-1P SERIES | 19 |
| SINGLE PHASE ELECTRIC HEATED AIR CURTAINS AERIS EN-1P SERIES | 20 |
| THREE PHASE ELECTRIC HEATED AIR CURTAINS AERIS EN-3P SERIES | 21 |
| COLD AIR CURTAINS AERIS C-1P SERIES | 22 |
| WATER HEATED AIR CURTAINS AERIS WN-1P SERIES | 23 |
| INDUSTRIAL AIR CURTAINS HUMMER SERIES | 24 |
| AXIAL FANS WITH PROTECTIVE GRID BLOWING FR SERIES | 25 |
| AXIAL FANS WITH PROTECTIVE GRID SUCKING FR SERIES | 25 |
| AXIAL FANS IN SQUARE FRAME FR SERIES | 26 |
| AXIAL DUCT FANS FR SERIES | 26 |
| DUCT FANS FR SERIES | 27 |
| ROOF FANS STORM SERIES | 27 |
| ACCESSORIES | 30 |

INDUSTRIAL SOLUTION

| | |
|---|----|
| ENERGY RECOVERY UNITS INSPIRO BASIC SERIES | 38 |
| ENERGY RECOVERY UNITS INSPIRO SERIES | 39 |
| DOMESTIC AXIAL FANS WITH THROTTLE VELO SERIES | 40 |
| DOMESTIC AXIAL FANS WITH THROTTLE CODE SERIES | 41 |
| DOMESTIC DUCT FANS REGO SERIES | 42 |
| PRODUCTION | 43 |
| CUSTOMER TESTIMONIALS | 44 |


reventon

As a leading manufacturer of air water heaters in Europe, Reventon Group is an assurance of the highest quality, efficiency and reliability of its products. We run our business in a professional, fair and competitive manner. Customers from over 30 markets worldwide have already trusted us. **Become one of them!**



MARKETS WE ARE IN





Reventon Group produces high quality heating and ventilation devices. It provides reliable products, such as: air water heaters, mixing chambers, electric and water heated air curtains, and industrial ventilators.

Reventon Home Appliances - applications for household. We produce and deliver to the market home fans and special purpose counter-flow energy recovery heat exchangers (recuperators) with an efficient, enthalpy heat exchanger.

TECHNOLOGY

Innovative technologies and 21st century engineering solutions are the signature of our production of Reventon appliances. We focus primarily on ecologically friendly EPP composite (forming the casing of HC series water heaters), ER membrane (used in enthalpy heat exchanger of INSPIRO recuperators), energy-saving fans with AC and EC motors, LCE coating (protecting the heat exchanger in FARMER series air water heaters) as well as the heat exchangers themselves, made of copper and aluminum in such a unique way that maximizes their efficiency. In addition, for most products offered by Reventon company there is a possibility of their integration with the Building Management System (BMS), which allows greater optimization of mutual cooperation between Reventon devices and other systems existing in a respective building.

QUALITY

At Reventon we care for the end users. We want them to have the best experience possible with our products and that's why we care about the quality of our products. We give great attention to details, our products are CE certified and compliant with respective EU norms.

WARRANTY


We offer 2 years warranty for all Reventon products. Whether you run a distribution centre or you deal with installation projects, Reventon offers you a worry-free warranty.

DESIGN

It takes a touch of genius to turn complexity into simplicity. In Reventon, it took a team of professionals full of passion and.. more than 20 000 cups of coffee! We brought our unique design to life, so that Reventon products combine simplicity, efficiency, and durability.

AIR WATER HEATERS IN EPP CASING HC SERIES

Air water heaters must be connected to central heating system. Application of modern technologies in Reventon Group devices guarantees high efficiency and comfort of the consumption. Original colors of the devices match to every interior. The device is made very precisely and will work smoothly for many years.



HC 230V AC SERIES

Casing: made of expanded polypropylene EPP, chemical resistant, light and durable. The material can carry considerable loads without deforming. It does not degrade under the influence of a lubricant, oil, crude oil and most of chemicals. It has excellent sound insulation properties, thus it is used as casing material. It is environmentally friendly, because it's 100% recyclable. Modern, unique and aesthetic design gives this device an outstanding look.

Efficient copper and aluminum coil guarantees warmth and comfort. We offer 1-,2- and 3-row coils with the power range 2-80 kW.

Energy saving 3-stage fans with protection degree of Ingress Protection Rating IP54 fully comply with European standards of ErP 2015.

ADVANTAGES

- EPP casing
- 3-stage AC fans
- Modern design
- Endurance and reliability
- High-performance
- Wide range of power
- Energy saving fan
- Fast attainment of thermal comfort
- Quiet and reliable work
- Easy assembly

OUR OTHER PRODUCTS



STANDARD

manual setting of air stators allows to achieve the required airflow direction



DIFFUSER 360°

cover plate for air water heaters which allows to gain more uniform distribution of airflow in the room



CONFUSOR

cover plate for air water heaters which enables point discharge of the air and increases heater range

TECHNICAL DATA

| | JEDNOSTKA | HC20-3S | HC30-3S | HC35-3S | HC45-3S | HC50-3S | HC70-3S | HC80-3S |
|--------------------------------------|--|----------------|----------------|----------------|----------------|----------------|----------------|----------------|
| PRODUCT CODE | | WHHC20-3S-1759 | WHHC30-3S-1760 | WHHC35-3S-1761 | WHHC45-3S-1762 | WHHC50-3S-2006 | WHHC70-3S-1764 | WHHC80-3S-1956 |
| NOMINAL HEATING CAPACITY | kW* 3 stage / 2 stage / 1 stage | 21,4 17,3 13,3 | 26,4 20,3 15,5 | 30,3 22,9 17,3 | 42,0 28,9 21,1 | 49,8 45,2 34,6 | 60,6 40,1 32,7 | 69,2 61,5 46,5 |
| HEATING CAPACITY RANGE | kW** | 1,55 – 28,4 | 1,8 – 34,9 | 2,14 – 40,1 | 3,21 – 55,6 | 5,00 – 65,8 | 5,0 – 80,1 | 6,96 – 91,5 |
| MAXIMUM AIRFLOW | m ³ /h 3 stage / 2 stage / 1 stage | 3200 2150 1350 | 3100 1950 1250 | 2700 1700 1100 | 2500 1450 950 | 5000 4200 2600 | 3400 1900 1450 | 4200 3500 2300 |
| MAXIMUM HORIZONTAL RANGE | m | 19 | 18 | 15 | 14 | 24 | 18 | 21 |
| NUMBER OF ROWS | pcs. | 1 | 1 | 2 | 2 | 2 | 3 | 3 |
| CAPACITY OF WATER | dm ³ | 0,65 | 0,8 | 1,35 | 1,7 | 1,95 | 2,85 | 2,85 |
| MAXIMUM TEMPERATURE OF WORKING FLUID | °C | 120 | 120 | 120 | 120 | 120 | 120 | 120 |
| MAXIMUM WORKING PRESSURE | MPa | 1,6 | 1,6 | 1,6 | 1,6 | 1,6 | 1,6 | 1,6 |
| CONNECTION DIAMETER | cal | 3/4 | 3/4 | 3/4 | 3/4 | 3/4 | 3/4 | 3/4 |
| POWER SUPPLY / FREQUENCY | V / Hz | 230/50 | 230/50 | 230/50 | 230/50 | 230/50 | 230/50 | 230/50 |
| RATED MOTOR CURRENT | A 3 stage / 2 stage / 1 stage | 0,84 0,65 0,54 | 0,84 0,65 0,54 | 0,84 0,65 0,54 | 0,84 0,65 0,54 | 2,20 1,70 1,50 | 1,08 0,86 0,70 | 2,20 1,70 1,50 |
| MOTOR SPEED | rpm 3 stage / 2 stage / 1 stage | 1400 1050 750 | 1400 1050 750 | 1400 1050 750 | 1400 1050 750 | 1350 1200 750 | 1360 1050 750 | 1350 1200 750 |
| MOTOR POWER | W 3 stage / 2 stage / 1 stage | 190 150 120 | 190 150 120 | 190 150 120 | 190 150 120 | 480 350 280 | 240 190 160 | 480 350 280 |
| PROTECTION DEGREE IP | - | 54 | 54 | 54 | 54 | 54 | 54 | 54 |
| NET WEIGHT | kg | 11,5 | 12 | 12,5 | 14 | 20,5 | 19,5 | 22,5 |
| NOISE | dB*** 3 stage / 2 stage / 1 stage | 55 49 47 | 55 49 47 | 54 48 46 | 54 48 46 | 62 57 51 | 58 53 49 | 61 56 51 |

* for parameters 90/70°C and 0°C inlet

** max. 120/90°C, 0°C inlet, III stage // min. 40/30°C, 20°C inlet, I stage

*** measurement at the distance 5 m



Detailed technical documentation you can find on our website www.reventongroup.eu

AIR WATER HEATERS HC-3S SETS

SET HC MINI



Contains:

- Air water heater HC (HC20-3S, HC30-3S, HC35-3S, HC45-3S, HC50-3S, HC70-3S, HC80-3S)
- Rotating mounting bracket

SET HC STANDARD



Contains:

- Air water heater HC (HC20-3S, HC30-3S, HC35-3S, HC45-3S, HC50-3S, HC70-3S, HC80-3S)
- Rotating mounting bracket
- 3-stage speed controller with room thermostat HC3S

SET HC PRESTIGE



Contains:

- Air water heater HC (HC20-3S, HC30-3S, HC35-3S, HC45-3S, HC50-3S, HC70-3S, HC80-3S)
- Rotating mounting bracket
- Programmable controller HMI

HC 230V EC SERIES

The devices have axial conveying fans with a diameter of 400 mm or 450 mm, equipped with a brushless EC motor, which is characterized by high energy efficiency and a wide range of fan speed control.



- EPP casing
- Fans with EC motors
- Flexible adjustment of rotational speed
- Modern design
- Endurance and reliability
- High performance
- Wide power range
- Energy-saving fan
- Quickly achieving thermal comfort
- Quiet operation
- Easy assembly

| | UNIT | HC 20-EC | HC 30-EC | HC 35-EC | HC 45-EC | HC 50-EC | HC 70-EC |
|--------------------------------------|-------------------|----------------|----------------|----------------|----------------|----------------|----------------|
| PRODUCT CODE | | WHHC20-EC-1985 | WHHC30-EC-1986 | WHHC35-EC-1987 | WHHC45-EC-1988 | WHHC50-EC-1989 | WHHC70-EC-1990 |
| NOMINAL HEATING CAPACITY | kW* | 24,7 | 30,4 | 36,0 | 50,5 | 48,6 | 67,2 |
| HEATING CAPACITY RANGE | kW** | 1,91 – 32,7 | 2,28 - 40,3 | 2,80 - 47,6 | 4,54 - 66,7 | 4,36 - 64,1 | 5,93 - 88,9 |
| MAXIMUM AIRFLOW | m ³ /h | 4300 | 4100 | 3700 | 3400 | 4800 | 4000 |
| MAXIMUM HORIZONTAL RANGE | m | 21 | 20,5 | 19,5 | 19 | 23 | 20 |
| NUMBER OF ROWS | pcs. | 1 | 1 | 2 | 2 | 2 | 3 |
| CAPACITY OF WATER | dm ³ | 0,65 | 0,8 | 1,35 | 1,7 | 1,95 | 2,85 |
| MAXIMUM TEMPERATURE OF WORKING FLUID | °C | 120 | 120 | 120 | 120 | 120 | 120 |
| MAXIMUM WORKING PRESSURE | MPa | 1,6 | 1,6 | 1,6 | 1,6 | 1,6 | 1,6 |
| CONNECTION DIAMETER | cal | 3/4 | 3/4 | 3/4 | 3/4 | 3/4 | 3/4 |
| POWER SUPPLY / FREQUENCY | V / Hz | 230/50 | 230/50 | 230/50 | 230/50 | 230/50 | 230/50 |
| RATED MOTOR CURRENT | A | 1,5 | 1,5 | 1,5 | 1,5 | 2,0 | 2,0 |
| MOTOR SPEED | rpm | 1600 | 1600 | 1600 | 1600 | 1590 | 1590 |
| MOTOR POWER | W | 315 | 315 | 315 | 315 | 420 | 420 |
| PROTECTION DEGREE IP | - | 44 | 44 | 44 | 44 | 44 | 44 |
| NET WEIGHT | kg | 13,5 | 14 | 14,5 | 16 | 18 | 20 |
| NOISE | dB*** | 60 | 59 | 58 | 58 | 59 | 58 |

AIR WATER HEATERS IN EPP CASING FARMER

Heating and ventilation Reventon Farmer units are used to heat large-size spaces. Devices are suitable to work in aggressive environments of high dustiness, humidity and concentration of ammonia in the air. Thanks to the modern LCE coating method, the air water heater Farmer has an antibacterial layer.



DESCRIPTION

Application: production halls for food industry, pigsties, rooms with high particle concentrations, humidity and ammonia in the air.

Casing: made of expanded polypropylene EPP, chemical resistant, light and durable. The material can carry considerable loads without deforming. It does not degrade under the influence of a lubricant, oil, crude oil and most of chemicals. It has excellent sound insulation properties, thus it is used as casing material. It is environmentally friendly, because it's 100% recyclable. Modern, unique and aesthetic design gives this device an outstanding look.

3-stage fans with the IP 54 degree and 1 stage fans with Ingress Protection Rating IP65 fully comply with European standards of ERP 2015.

Protective layer of LCE coating assures effective working in aggressive environment and prevents the coil from deterioration caused by mold and bacteria.

ADVANTAGES

- LCE coating
- EPP casing
- 3-stage fan with Ingress Protection Rating IP54
- 1-stage fan with Ingress Protection Rating IP65
- Modern design
- Endurance and reliability
- High performance
- Wide power range
- Energy-saving fan
- Quickly achieving thermal comfort
- Quiet operation
- Easy assembly

OUR OTHER PRODUCTS



STANDARD

manual setting of air stators allows to achieve the required airflow direction



DIFFUSER 360°

cover plate for air water heaters which allows to gain more uniform distribution of airflow in the room



CONFUSOR

cover plate for air water heaters which enables point discharge of the air and increases heater range

TECHNICAL DATA

| | UNIT | FARMER HCF IP54-3S | | | FARMER HCF IP65 | | |
|--------------------------------------|--|--------------------|------|------|-----------------|----|----|
| PRODUCT CODE | | WHHCF47-3S-1765 | | | WHHCF53-1527 | | |
| NOMINAL HEATING CAPACITY | kW* 3 stage / 2 stage / 1 stage | 44,3 | 32,5 | 26,5 | 50,2 | NA | NA |
| HEATING CAPACITY RANGE | kW | 3,87 – 58,5 ** | | | 7,01 – 66,2 *** | | |
| MAXIMUM AIRFLOW | m ³ /h 3 stage / 2 stage / 1 stage | 4000 | 2400 | 1750 | 5000 | NA | NA |
| MAXIMUM HORIZONTAL RANGE | m | 21 | | | 23 | | |
| NUMBER OF ROWS | pcs. | 2 | | | 2 | | |
| CAPACITY OF WATER | dm ³ | 1,95 | | | 1,95 | | |
| MAXIMUM TEMPERATURE OF WORKING FLUID | °C | 120 | | | 120 | | |
| MAXIMUM WORKING PRESSURE | MPa | 1,6 | | | 1,6 | | |
| CONNECTION DIAMETER | cal | 3/4 | | | 3/4 | | |
| POWER SUPPLY / FREQUENCY | V / Hz | 230/50 | | | 230/50 | | |
| RATED MOTOR CURRENT | A 3 stage / 2 stage / 1 stage | 1,08 | 0,86 | 0,70 | 2 | NA | NA |
| MOTOR SPEED | rpm 3 stage / 2 stage / 1 stage | 1360 | 1050 | 750 | 1380 | NA | NA |
| MOTOR POWER | W 3 stage / 2 stage / 1 stage | 240 | 190 | 160 | 470 | NA | NA |
| PROTECTION DEGREE IP | - | 54 | | | 65 | | |
| NET WEIGHT | kg | 17,5 | | | 19,5 | | |
| NOISE | dB**** 3 stage / 2 stage / 1 stage | 59 | 54 | 50 | 63 | NA | NA |

NA - not applicable

* for parameters 90/70°C and 0°C inlet

** max. 120/90°C, 0°C inlet, III stage // min. 40/30°C, 20°C inlet, I stage

*** max. 120/90°C, 0°C inlet // min. 40/30°C, 20°C inlet



AIR WATER HEATERS IN EPP CASING HC 400V AC

Casing: made of expanded polypropylene EPP, chemical resistant, light and durable. The material can carry considerable loads without deforming. It does not degrade under the influence of a lubricant, oil, crude oil nad most of chemicals. It has excellent sound insulation properties, thus it is used as casing material. It is environmentally friendly, because it's 100% recyclable. Modern, unique and aesthetic design gives this device an outstanding look.

1-stage, three-phase fans with Ingress Protection Rating IP54 fully comply with European standards of ErP 2015.
Application to a three-phase AC power.



- EPP casing
- 1-stage three-phase AC fans
- Modern design
- Endurance and reliability
- High performance
- Wide power range
- Energy-saving fan
- Quickly achieving thermal comfort
- Quiet operation
- Easy assembly

OUR OTHER PRODUCTS



STANDARD

manual setting of air stators allows to achieve the required airflow direction



DIFFUSER 360°

cover plate for air water heaters which allows to gain more uniform distribution of airflow in the room



CONFUSOR

cover plate for air water heaters which enables point discharge of the air and increases heater range

TECHNICAL DATA

| | UNIT | HC3P 20 | HC3P 30 | HC3P 35 | HC3P 45 | HC3P 50 | HC3P 70 |
|--------------------------------------|-------------------|---------------|---------------|---------------|---------------|---------------|---------------|
| PRODUCT CODE | | WHHC3P20-1514 | WHHC3P30-1626 | WHHC3P35-1515 | WHHC3P45-1627 | WHHC3P50-1516 | WHHC3P70-1517 |
| NOMINAL HEATING CAPACITY | kW* | 21,4 | 26,4 | 30,3 | 42,0 | 44,3 | 60,6 |
| HEATING CAPACITY RANGE | kW** | 2,36 – 28,4 | 2,84 – 34,9 | 3,51 – 40,1 | 6,02 – 55,6 | 6,23 – 58,5 | 8,78 – 80,1 |
| MAXIMUM AIRFLOW | m ³ /h | 3200 | 3100 | 2700 | 2500 | 4000 | 3400 |
| MAXIMUM HORIZONTAL RANGE | m | 19 | 18 | 15 | 14 | 21 | 18 |
| NUMBER OF ROWS | pcs. | 1 | 1 | 2 | 2 | 2 | 3 |
| CAPACITY OF WATER | dm ³ | 0,65 | 0,8 | 1,35 | 1,7 | 1,95 | 2,85 |
| MAXIMUM TEMPERATURE OF WORKING FLUID | °C | 120 | 120 | 120 | 120 | 120 | 120 |
| MAXIMUM WORKING PRESSURE | MPa | 1,6 | 1,6 | 1,6 | 1,6 | 1,6 | 1,6 |
| CONNECTION DIAMETER | cal | 3/4 | 3/4 | 3/4 | 3/4 | 3/4 | 3/4 |
| POWER SUPPLY / FREQUENCY | V / Hz | 400/50 | 400/50 | 400/50 | 400/50 | 400/50 | 400/50 |
| RATED MOTOR CURRENT | A | 0,47 | 0,47 | 0,47 | 0,47 | 0,60 | 0,60 |
| MOTOR SPEED | rpm | 1400 | 1400 | 1400 | 1400 | 1360 | 1360 |
| MOTOR POWER | W | 190 | 190 | 190 | 190 | 240 | 240 |
| PROTECTION DEGREE IP | - | 54 | 54 | 54 | 54 | 54 | 54 |
| NET WEIGHT | kg | 11,5 | 12 | 12,5 | 14 | 17,5 | 19,5 |
| NOISE | dB*** | 55 | 55 | 54 | 54 | 59 | 58 |

* for parameters 90/70°C and 0°C inlet

** max. 120/90°C, 0°C inlet // min. 40/30°C, 20°C inlet

*** measurement at the distance 5 m

Detailed technical documentation you can find on our website www.reventongroup.eu



MIXING CHAMBER MC SERIES



Reventon mixing chamber together with our air water heater and roof fan STORM series create an efficient heating-ventilation set, which is simple and low-cost solution of mechanical supply of a fresh air. The unit has technically advanced set of controllers, which optimise its operation and reduce the cost of operation.

- Durable steel housing
- Cascade regulation possible
- Several operating modes
- Double anti-frost protection
- Possible integration with BMS system
- Compatible with air water heaters HC series and roof fans STORM

| | UNIT | MC + HC 20-3S | | | MC + HC 30-3S | | | MC + HC 35-3S | | | MC + HC 45-3S | | | MC + HC 50-3S | | | MC + HC 70-3S | | | MC + HC 80-3S | | |
|--------------------------------------|--|--------------------------------|------|------|--------------------------------|------|------|--------------------------------|------|------|--------------------------------|------|------|--------------------------------|------|------|--------------------------------|------|------|--------------------------------|------|------|
| PRODUCT CODE | | MCHC2045-1782 + WHHC20-3S-1759 | | | MCHC2045-1782 + WHHC30-3S-1760 | | | MCHC2045-1782 + WHHC35-3S-1761 | | | MCHC2045-1782 + WHHC45-3S-1762 | | | MCHC5080-2016 + WHHC50-3S-2006 | | | MCHC5070-1783 + WHHC70-3S-1764 | | | MCHC5080-2016 + WHHC80-3S-1956 | | |
| NOMINAL HEATING CAPACITY | kW* 3 stage / 2 stage / 1 stage | 17,1 | 13,0 | 8,79 | 20,9 | 14,3 | 8,97 | 22,9 | 15 | 9,83 | 31,0 | 18,5 | 11,6 | 37,4 | 34,2 | 25,0 | 44,7 | 24,4 | 19,3 | 50,4 | 44,7 | 30,0 |
| HEATING CAPACITY RANGE | kW** | 1,08 – 22,7 | | | 1,11 -27,8 | | | 1,31 – 30,4 | | | 1,85 – 41,0 | | | 3,66 - 49,3 | | | 3,08 – 59,2 | | | 4,62 - 66,7 | | |
| MAXIMUM AIRFLOW | m ³ /h 3 stage / 2 stage / 1 stage | 2100 | 1300 | 700 | 2050 | 1100 | 550 | 1700 | 900 | 500 | 1600 | 800 | 450 | 3000 | 2600 | 1600 | 2200 | 1000 | 750 | 2600 | 2200 | 1300 |
| MAXIMUM TEMPERATURE OF WORKING FLUID | °C | 120 | | | 120 | | | 120 | | | 120 | | | 120 | | | 120 | | | 120 | | |
| MAXIMUM WORKING PRESSURE | MPa | 1,6 | | | 1,6 | | | 1,6 | | | 1,6 | | | 1,6 | | | 1,6 | | | 1,6 | | |
| CONNECTION DIAMETER | cal | 3/4 | | | 3/4 | | | 3/4 | | | 3/4 | | | 3/4 | | | 3/4 | | | 3/4 | | |
| POWER SUPPLY / FREQUENCY | V/Hz | 230/50 | | | 230/50 | | | 230/50 | | | 230/50 | | | 230/50 | | | 230/50 | | | 230/50 | | |
| RATED MOTOR CURRENT | A 3 stage / 2 stage / 1 stage | 0,84 | 0,65 | 0,54 | 0,84 | 0,65 | 0,54 | 0,84 | 0,65 | 0,54 | 0,84 | 0,65 | 0,54 | 2,20 | 1,70 | 1,50 | 1,08 | 0,86 | 0,70 | 2,20 | 1,70 | 1,50 |
| MOTOR SPEED | rpm 3 stage / 2 stage / 1 stage | 1400 | 1050 | 750 | 1400 | 1050 | 750 | 1400 | 1050 | 750 | 1400 | 1050 | 750 | 1350 | 1200 | 750 | 1360 | 1050 | 750 | 1350 | 1200 | 750 |
| MOTOR POWER | W 3 stage / 2 stage / 1 stage | 190 | 150 | 120 | 190 | 150 | 120 | 190 | 150 | 120 | 190 | 150 | 120 | 480 | 350 | 280 | 240 | 190 | 160 | 480 | 350 | 280 |
| PROTECTION DEGREE IP | - | 54 | | | 54 | | | 54 | | | 54 | | | 54 | | | 54 | | | 54 | | |
| NET WEIGHT | kg | 31,5 | | | 32 | | | 32,5 | | | 34 | | | 40,5 | | | 39,5 | | | 44,5 | | |



Detailed technical documentation you can find on our website www.reventongroup.eu

AIR WATER HEATERS IN STEEL CASING S 230V AC

- Casing made of galvanized steel with polyester coating
- 1, 2 or 3-row heating coils
- Possibility to adjust manually the air stators
- Possibility to set the temperature
- 3-stage fan with Ingress Protection Rating IP54
- fully comply with European standards of ErP 2015



| | UNIT | S1-3S | S2-3S | S3-3S | S4-3S |
|--------------------------------------|--|----------------|----------------|----------------|----------------|
| PRODUCT CODE | | WHS1-3S-1789 | WHS2-3S-1790 | WHS3-3S-1791 | WHS4-3S-1787 |
| NOMINAL HEATING CAPACITY | kW* 3 stage / 2 stage / 1 stage | 14,7 13,1 11,3 | 23,4 16,0 14,0 | 36,9 20,8 17,8 | 50,1 38,5 27,5 |
| HEATING CAPACITY RANGE | kW** | 1,57 – 19,5 | 2,1 – 30,8 | 2,92 – 48,8 | 4,17 – 66,2 |
| MAXIMUM AIRFLOW | m ³ /h 3 stage / 2 stage / 1 stage | 1400 1150 900 | 2000 1100 900 | 1800 850 700 | 3350 2250 1400 |
| MAXIMUM HORIZONTAL RANGE | m | 10 | 13 | 11 | 18 |
| NUMBER OF ROWS | pcs. | 1 | 2 | 3 | 2 |
| CAPACITY OF WATER | dm ³ | 0,5 | 1,3 | 1,9 | 2 |
| MAXIMUM TEMPERATURE OF WORKING FLUID | °C | 120 | 120 | 120 | 120 |
| MAXIMUM WORKING PRESSURE | MPa | 1,6 | 1,6 | 1,6 | 1,6 |
| CONNECTION DIAMETER | cal | 3/4 | 3/4 | 3/4 | 3/4 |
| POWER SUPPLY / FREQUENCY | V / Hz | 230/50 | 230/50 | 230/50 | 230/50 |
| RATED MOTOR CURRENT | A 3 stage / 2 stage / 1 stage | 0,40 0,30 0,25 | 0,58 0,30 0,20 | 0,58 0,30 0,20 | 0,84 0,65 0,54 |
| MOTOR SPEED | rpm 3 stage / 2 stage / 1 stage | 1350 1150 900 | 1400 1000 680 | 1400 1000 680 | 1400 1050 750 |
| MOTOR POWER | W 3 stage / 2 stage / 1 stage | 85 65 55 | 125 75 45 | 125 75 45 | 190 150 120 |
| PROTECTION DEGREE IP | - | 54 | 54 | 54 | 54 |
| NET WEIGHT | kg | 15 | 21 | 23 | 27 |
| NOISE | dB*** 3 stage / 2 stage / 1 stage | 51 45 43 | 54 48 46 | 53 47 45 | 56 50 48 |

* for parameters 90/70°C and 0°C inlet

** max. 120/90°C, 0°C inlet, III stage// min. 40/30°C, 20°C inlet, I stage


*** measurement at the distance 5 m

DESTRATIFICATION FANS

In commercial and industrial space heated buildings, like e.g. production halls, grocery stores, warehouses, distribution centers, athletic facilities, greenhouses, etc., hot air rises to the roof and cool air sinks into the workspace. Reventon Destratification Fans reverse the natural convection process, recirculating warm air back to the working level. They are designed to significantly reduce energy costs, increase comfort and productivity, extend the life of your HVAC equipment, and reduce your carbon footprint.

DESTRATIFICATION FAN HC-3S 230V AC

- 3-stage AC fan
- Long range
- Easy assembly
- Endurance and reliability
- Housing made of EPP
- Axial fan with Ingress Protection Rating IP54



| | UNIT | DESTRATIFICATION FAN HC-3S | | |
|--------------------------|--|----------------------------|------|------|
| PRODUCT CODE | | DHC-3S-1766 | | |
| MAXIMUM AIRFLOW | m ³ /h 3 stage / 2 stage / 1 stage | 4600 | 3900 | 3100 |
| MAXIMUM VERTICAL RANGE | m 3 stage / 2 stage / 1 stage | 10 | 8 | 6 |
| POWER SUPPLY / FREQUENCY | V/Hz | 230/50 | | |
| RATED MOTOR CURRENT | A 3 stage / 2 stage / 1 stage | 1,08 | 0,86 | 0,70 |
| MOTOR SPEED | obr/min 3 stage / 2 stage / 1 stage | 1360 | 1050 | 750 |
| MOTOR POWER | W 3 stage / 2 stage / 1 stage | 240 | 190 | 160 |
| PROTECTION DEGREE IP | - | 54 | | |
| NET WEIGHT | kg | 11,5 | | |
| NOISE | dB 3 stage / 2 stage / 1 stage | 61 | 56 | 52 |

DESTRATIFICATION FANS TORNADO 230V AC SERIES

- Efficient energy-saving fans
- 6 different models
- Long range
- Easy assembly
- Endurance and reliability
- High performance
- Housing made of galvanized steel
- Motor with protection degree IP 44



| | UNIT | TORNADO XS1 | TORNADO XS2 | TORNADO XS3 | TORNADO XS4 | TORNADO XS5 | TORNADO XS6 |
|--------------------------|-------------------|-------------|-------------|-------------|-------------|-------------|-------------|
| PRODUCT CODE | | DT-XS1-1965 | DT-XS2-1966 | DT-XS3-1967 | DT-XS4-1968 | DT-XS5-1969 | DT-XS6-1970 |
| MAXIMUM AIRFLOW | m ³ /h | 2200 | 3600 | 4800 | 6400 | 7600 | 9700 |
| MAXIMUM VERTICAL RANGE | m | 6 | 8 | 10 | 12 | 13 | 15 |
| POWER SUPPLY / FREQUENCY | V/Hz | 230/50 | 230/50 | 230/50 | 230/50 | 230/50 | 230/50 |
| RATED MOTOR CURRENT | A | 0,65 | 0,82 | 1,15 | 1,75 | 2,55 | 3,50 |
| MOTOR SPEED | rpm | 1400 | 1380 | 1350 | 1320 | 1300 | 1360 |
| MOTOR POWER | W | 129 | 180 | 250 | 380 | 550 | 750 |
| PROTECTION DEGREE IP | - | 44 | 44 | 44 | 44 | 44 | 44 |
| NET WEIGHT | kg | 6,0 | 7,5 | 10,0 | 11,5 | 15,5 | 21,0 |
| NOISE | dB | 52 | 55 | 57 | 59 | 60 | 63 |

Detailed technical documentation you can find on our website www.reventongroup.eu



AIR CURTAINS

Reventon air curtains are highly efficient, reliable, and quiet in operation protection barrier, available in the lengths matching a wide range of door widths. They are cost-effective units that maintain protective barrier at the entrance to the buildings (doors, gates, and other openings) like: warehouses, shopping centres, supermarkets, offices, hospitals, shops, cafés, hotels and restaurants. They provide protection against the inflow of the outside winter cold air, summer hot air, wind draughts, insects, dust, pollution, fumes and bad odours. They feature unique design matching modern interiors.



AIR CURTAINS

ELECTRIC HEATED

SINGLE PHASE 230V



- Durable steel casing, powder painted
- Easy assembly
- Two operation modes - continuous mode or door switch mode
- Remote control, door switch and mounting panel included in each set
- 2-stage fan speed controller
- Three heating levels

| | UNIT | AERIS 100E-1P | | | AERIS 150E-1P | | | AERIS 200E-1P | | |
|---|--|---------------|------|-----|---------------|------|------|---------------|------|-----|
| PRODUCT CODE | | AC100E1P | | | AC150E1P | | | AC200E1P | | |
| HEATER POWER | kW heating level 3 / 2 / 1 | 6,0 | 4,0 | 2,0 | 10 | 6,7 | 3,3 | 14 | 9,4 | 4,6 |
| CURRENT CONSUMPTION | A heating level 3 / 2 / 1 | 26,1 | 17,4 | 8,7 | 43,5 | 29,1 | 14,3 | 60,9 | 40,9 | 20 |
| MAXIMUM AIRFLOW | m ³ /h 2 stage / 1 stage | 1200 | 1100 | | 1900 | 1700 | | 2800 | 2500 | |
| MAXIMUM AIR SPEED | m/s 2 stage / 1 stage | 8,5 | 7,5 | | 8,5 | 7,5 | | 8,5 | 7,5 | |
| POWER SUPPLY / FREQUENCY | V/Hz | 230/50 | | | 230/50 | | | 230/50 | | |
| MAXIMUM MOTOR POWER | W | 180 | 130 | | 230 | 180 | | 350 | 300 | |
| RATED MOTOR CURRENT | A 2 stage / 1 stage | 0,78 | 0,57 | | 1 | 0,78 | | 1,52 | 1,30 | |
| CLASS OF ISOLATION / PROTECTION DEGREE IP | - | E / IP20 | | | E / IP20 | | | E / IP20 | | |
| NET WEIGHT | kg | 15,5 | | | 20,5 | | | 26 | | |
| NOISE | dB 2 stage / 1 stage | 57 | 55 | | 59 | 57 | | 61 | 59 | |

Detailed technical documentation you can find on our website www.reventongroup.eu



AIR CURTAINS

ELECTRIC HEATED

SINGLE PHASE 230V



- Stylish, plastic housing
- Easy assembly
- Modern design
- Remote control, door switch and mounting panel included in each set
- 2-stage fan speed controller
- Three heating levels

| | UNIT | AERIS 100EN-1P | | |
|---|--|----------------|------|---|
| PRODUCT CODE | | AC100EN1P | | |
| HEATER POWER | kW 3 stage / 2 stage / 1 stage | 6 | 4 | 2 |
| CURRENT CONSUMPTION | A | 27,3 | | |
| MAXIMUM AIRFLOW | m ³ /h 2 stage / 1 stage | 1770 | 1450 | |
| MAXIMUM AIR SPEED | m/s 2 stage / 1 stage | 11 | 9 | |
| RANGE | m | 3 | | |
| HEATER POWER SUPPLY / FREQUENCY | V/Hz | 230/50 | | |
| MOTOR POWER SUPPLY / FREQUENCY | V/Hz | 230/50 | | |
| MOTOR POWER | W 2 stage / 1 stage | 280 | 220 | |
| RATED MOTOR CURRENT | A 2 stage / 1 stage | 1,22 | 0,96 | |
| CLASS OF ISOLATION / PROTECTION DEGREE IP | - | E / IP 20 | | |
| NET WEIGHT | kg | 16,5 | | |
| NOISE | dB 2 stage / 1 stage | 61 | 59 | |



Detailed technical documentation you can find on our website www.reventongroup.eu

AIR CURTAINS ELECTRIC HEATER THREE PHASE 400V



- Stylish, plastic housing
- Easy assembly
- Modern design
- Three operation modes - continuous mode, thermostatic mode or door switch mode
- 3-stage or 2-stage fan speed controller
- Models 90, 120, 150 - door switch and mounting panel included in each set
- Models 100, 200 - remote control, door switch and mounting panel included in each set

| | UNIT | AERIS 90EN-3P | AERIS 100EN-3P | AERIS 120EN-3P | AERIS 150EN-3P | AERIS 200EN-3P |
|---|--|----------------|----------------|----------------|----------------|----------------|
| PRODUCT CODE | | AC100EN3P | AC100EN3P | AC100EN3P | AC100EN3P | AC200EN3P |
| HEATER POWER | kW 3 stage / 2 stage / 1 stage | 8 | 8 5,5 2,5 | 10 | 12 | 16 10 5 |
| CURRENT CONSUMPTION | A | 11,5 | 12,1 | 14,5 | 18,2 | 24,2 |
| MAXIMUM AIRFLOW | m ³ /h 3 stage / 2 stage / 1 stage | 1600 1450 1300 | - 1770 1450 | 2400 2150 1950 | 3150 2850 2550 | - 3540 2900 |
| MAXIMUM AIR SPEED | m/s 3 stage / 2 stage / 1 stage | 11 10 9 | - 11 9 | 11 10 9 | 11 10 9 | - 11 9 |
| RANGE | m | 3 | 3 | 3 | 3 | 3 |
| HEATER POWER SUPPLY / FREQUENCY | V/Hz | 400/50 | 400/50 | 400/50 | 400/50 | 400/50 |
| MOTOR POWER SUPPLY / FREQUENCY | V/Hz | 230/50 | 230/50 | 230/50 | 230/50 | 230/50 |
| MOTOR POWER | W 3 stage / 2 stage / 1 stage | 260 230 200 | - 280 220 | 380 355 330 | 490 445 400 | - 560 440 |
| RATED MOTOR CURRENT | A 3 stage / 2 stage / 1 stage | 1,13 1,00 0,87 | - 1,22 0,96 | 1,65 1,54 0,43 | 2,13 1,93 1,74 | - 2,43 1,91 |
| CLASS OF ISOLATION / PROTECTION DEGREE IP | - | E / IP 20 | E / IP 20 | E / IP 20 | E / IP 20 | E / IP 20 |
| NET WEIGHT | kg | 15,5 | 16,5 | 19 | 22,5 | 31,0 |
| NOISE | dB 3 stage / 2 stage / 1 stage | 61 60 59 | - 61 59 | 62 61 60 | 63 62 61 | - 65 63 |


Detailed technical documentation you can find on our website www.reventongroup.eu



AIR CURTAINS

COOL

SINGLE PHASE 230V



- Stylish, plastic housing
- Easy assembly
- Modern design
- Two operation modes - continuous mode or door switch mode
- Remote control, door switch and mounting panel included in each set
- 2-stage fan speed controller

| | UNIT | AERIS 100C-1P | | AERIS 150C-1P | | AERIS 200C-1P | |
|--------------------------|--------------------------------------|---------------|------|---------------|------|---------------|------|
| PRODUCT CODE | | AC100C1P | | AC150C1P | | AC200C1P | |
| MAXIMUM AIRFLOW | m ³ /h 2 bieg / 1 bieg | 1770 | 1450 | 3150 | 2550 | 3540 | 2900 |
| MAXIMUM AIR SPEED | m/s 2 bieg / 1 bieg | 11 | 9 | 11 | 9 | 11 | 9 |
| RANGE | m | 3 | | 3 | | 3 | |
| POWER SUPPLY / FREQUENCY | V/Hz | 230/50 | | 230/50 | | 230/50 | |
| MOTOR POWER | W 2 bieg / 1 bieg | 180 | 130 | 230 | 180 | 360 | 260 |
| MOTOR RATED CURRENT | A 2 bieg / 1 bieg | 0,78 | 0,57 | 1,00 | 0,78 | 1,57 | 1,13 |
| PROTECTION DEGREE IP | - | E / IP 20 | | E / IP 20 | | E / IP 20 | |
| NET WEIGHT | kg | 13,5 | | 18,0 | | 18,0 | |
| NOISE | dB 2 bieg / 1 bieg | 56 | 54 | 57 | 55 | 57 | 55 |



Detailed technical documentation you can find on our website www.reventongroup.eu

AIR CURTAINS

WATER

SINGLE PHASE 230V



- Durable steel casing, powder painted
- Easy assembly
- Three operations modes - continuous mode, thermostatic mode or door switch mode
- Door switch and mounting panel included in each set
- 3-stage fan speed controller

| | UNIT | AERIS 100WN-1P | | | AERIS 150WN-1P | | | AERIS 200WN-1P | | |
|---|---|----------------|------|------|----------------|------|------|----------------|------|------|
| PRODUCT CODE | | AC100WN-1P | | | AC150WN-1P | | | AC200WN-1P | | |
| POWER OF THE DEVICE | kW* 3 stage / 2 stage / 1 stage | 17,0 | 15,8 | 14,2 | 26,1 | 24,1 | 21,9 | 37,1 | 34,0 | 31,4 |
| MAXIMUM AIRFLOW | m ³ /h 3 stage / 2 stage / 1 stage | 1500 | 1350 | 1150 | 2250 | 2000 | 1750 | 3250 | 2850 | 2550 |
| MAXIMUM AIR SPEED | m/s 3 stage / 2 stage / 1 stage | 9 | 8 | 7 | 9 | 8 | 7 | 9 | 8 | 7 |
| WATER FLOW RATE | dm ³ /s 3 stage / 2 stage / 1 stage | 749 | 698 | 625 | 1150 | 1062 | 968 | 1638 | 1498 | 1386 |
| MAXIMUM WATER TEMPERATURE | °C | 90 | | | 90 | | | 90 | | |
| MAXIMUM PRESSURE | MPa | 1,6 | | | 1,6 | | | 1,6 | | |
| CONNECTION DIAMETER | cal | 3/4 | | | 3/4 | | | 3/4 | | |
| POWER SUPPLY / FREQUENCY | V/Hz | 230/50 | | | 230/50 | | | 230/50 | | |
| RATED MOTOR CURRENT | A 3 stage / 2 stage / 1 stage | 0,65 | 0,57 | 0,52 | 0,87 | 0,78 | 0,70 | 1,39 | 1,30 | 1,22 |
| MAXIMUM MOTOR POWER | W 3 stage / 2 stage / 1 stage | 150 | 130 | 120 | 200 | 180 | 160 | 320 | 300 | 280 |
| CLASS OF ISOLATION / PROTECTION DEGREE IP | - | E / IP20 | | | E / IP20 | | | E / IP20 | | |
| NET WEIGHT | kg | 18 | | | 28 | | | 34 | | |
| NOISE | dB 3 stage / 2 stage / 1 stage | 57 | 55 | 52 | 59 | 57 | 54 | 61 | 59 | 56 |

* for parameters 90/70°C and 0°C inlet

Detailed technical documentation you can find on our website www.reventongroup.eu



INDUSTRIAL AIR CURTAINS

HUMMER SINGLE PHASE 230V



Industrial curtains HUMMER series are available in two version - with a water heat exchanger (devices with 'W' symbol) or without it (unheated air curtains are marked with the letter 'C'). Regardless of the version, the air curtains function is to protect the room against heat, cold, dust and insects from the outside. In winter they prevent uncontrolled heat loss and in summer they prevent heat from the room. The curtains with the heat exchanger additionally heat up the air circulating through them. They are characterized by a powerful stream and wide range of the blown air. For this reason, they are an ideal solution for industrial gates of warehouses, production plants, workshops, garages etc.

- Durable housing with industrial look
- Mounting elements included
- Optional HUMMER door sensor
- Optional HMI CURTAIN controller
- Version with or without water heater
- Wide power range
- High performance
- Easy assembly

| | UNIT | HUMMER 150C-1P | HUMMER 200C-1P | HUMMER 150W-1P | HUMMER 200W-1P |
|--------------------------------------|------|----------------|----------------|----------------|----------------|
| PRODUCT CODE | | ACH150C-1999 | ACH200C-2000 | ACH150W-2001 | ACH200W-2002 |
| HEATER POWER | kW | n/d | n/d | 27,9 | 34,0 |
| MAXIMUM AIRFLOW | m³/h | 7200 | 10500 | 6500 | 8500 |
| MAXIMUM AIR RANGE | m | 6,5 | 7,0 | 6,5 | 7,0 |
| MAXIMUM TEMPERATURE OF WORKING FLUID | °C | n/d | n/d | 120 | 120 |
| MAXIMUM WORKING PRESSURE | MPa | n/d | n/d | 1,6 | 1,6 |
| CONNECTION DIAMETER | cal | n/d | n/d | 3/4 | 3/4 |
| POWER SUPPLY / FREQUENCY | V/Hz | 230/50 | 230/50 | 230/50 | 230/50 |
| RATED MOTOR CURRENT | A | 2 x 1,08 | 3 x 1,08 | 2 x 1,08 | 3 x 1,08 |
| MOTOR POWER | W | 2 x 240 | 3 x 240 | 2 x 240 | 3 x 240 |
| PROTECTION DEGREE IP | - | 54 | 54 | 54 | 54 |
| NET WEIGHT | kg | 40 | 57 | 51 | 70 |
| NOISE | dB | 67 | 70 | 66 | 69 |

FANS

FR SERIES

AXIAL FANS WITH PROTECTIVE GRID

- Adjusted for wall mounting
- Blowing or sucking
- Used in ventilation, cooling and heating
- Suitable for commercial, industrial and home usage
- Single-phase sizes 250-630
- Three-phase sizes 710-800
- Protective net made of steel wire, metal blades



TECHNICAL DATA - BLOWING FANS

| | UNIT | FR-250-BG 230V | FR-300-BG 230V | FR-350-BG 230V | FR-400-BG 230V | FR-450-BG 230V | FR-500-BG 230V | FR-550-BG 230V | FR-630-BG 230V | FR-710-BG 400V | FR-800-BG 400V |
|--------------------------|-------------------|----------------|----------------|----------------|----------------|----------------|----------------|----------------|----------------|--------------------|--------------------|
| PRODUCT CODE | | IAFR250BG-1701 | IAFR300BG-1702 | IAFR350BG-1703 | IAFR400BG-1704 | IAFR450BG-1705 | IAFR500BG-1706 | IAFR550BG-1707 | IAFR630BG-1708 | IAFR710BG-1709 | IAFR800BG-1710 |
| MAXIMUM AIRFLOW | m ³ /h | 1450 | 1845 | 2450 | 3955 | 5365 | 7155 | 8510 | 11435 | Δ 15120 Y 13005 | Δ 20695 Y 17635 |
| POWER SUPPLY / FREQUENCY | V/Hz | 230/50 | 230/50 | 230/50 | 230/50 | 230/50 | 230/50 | 230/50 | 230/50 | 400/50 | 400/50 |
| RATED MOTOR CURRENT | A | 0,42 | 0,4 | 0,65 | 0,82 | 1,15 | 1,75 | 2,55 | 3,5 | Δ 1,9 Y 1,15 | Δ 2,85 Y 1,65 |
| MOTOR SPEED | rpm | 2400 | 1380 | 1400 | 1380 | 1350 | 1320 | 1300 | 1360 | Δ 900 Y 730 | Δ 920 Y 770 |
| MOTOR POWER | W | 90 | 85 | 129 | 180 | 250 | 380 | 550 | 750 | Δ 900 Y 650 | Δ 1200 Y 930 |
| INSULATION CLASS | - | B | B | B | B | B | B | B | B | F | F |
| NET WEIGHT | kg | 2,5 | 3 | 5 | 6 | 8 | 9 | 11 | 15 | 30 | 35 |
| NOISE | dB | 60 | 60 | 64 | 67 | 69 | 71 | 72 | 75 | Δ 73 Y 72 | Δ 75 Y 74 |

TECHNICAL DATA - SUCKING FANS

| | UNIT | FR-250-SG 230V | FR-300-SG 230V | FR-350-SG 230V | FR-400-SG 230V | FR-450-SG 230V | FR-500-SG 230V | FR-550-SG 230V | FR-630-SG 230V | FR-710-SG 400V | FR-800-SG 400V |
|--------------------------|-------------------|----------------|----------------|----------------|----------------|----------------|----------------|----------------|----------------|--------------------|--------------------|
| PRODUCT CODE | | IAFR250SG-1711 | IAFR300SG-1712 | IAFR350SG-1713 | IAFR400SG-1714 | IAFR450SG-1715 | IAFR500SG-1716 | IAFR550SG-1717 | IAFR630SG-1718 | IAFR710SG-1719 | IAFR800SG-1720 |
| MAXIMUM AIRFLOW | m ³ /h | 1450 | 1845 | 2450 | 3955 | 5365 | 7155 | 8510 | 11435 | Δ 15120 Y 13005 | Δ 20695 Y 17635 |
| POWER SUPPLY / FREQUENCY | V/Hz | 230/50 | 230/50 | 230/50 | 230/50 | 230/50 | 230/50 | 230/50 | 230/50 | 400/50 | 400/50 |
| RATED MOTOR CURRENT | A | 0,42 | 0,4 | 0,65 | 0,82 | 1,15 | 1,75 | 2,55 | 3,5 | Δ 1,9 Y 1,15 | Δ 2,85 Y 1,65 |
| MOTOR SPEED | rpm | 2400 | 1380 | 1400 | 1380 | 1350 | 1320 | 1300 | 1360 | Δ 900 Y 730 | Δ 920 Y 770 |
| MOTOR POWER | W | 90 | 85 | 129 | 180 | 250 | 380 | 550 | 750 | Δ 900 Y 650 | Δ 1200 Y 930 |
| INSULATION CLASS | - | B | B | B | B | B | B | B | B | F | F |
| NET WEIGHT | kg | 2,5 | 3 | 5 | 6 | 8 | 9 | 11 | 15 | 30 | 35 |
| NOISE | dB | 60 | 60 | 64 | 67 | 69 | 71 | 72 | 75 | Δ 73 Y 72 | Δ 75 Y 74 |

AXIAL FANS IN SQUARE FRAME

- Adjusted for wall mounting
- Blowing
- Used in ventilation, cooling and heating
- Suitable for commercial, industrial and home usage
- Single-phase fans sizes 250-630
- Three-phase fans sizes 710-800
- Square, steel, powder painted casing, metal blades



| | UNIT | FR-200-BS 230V | FR-250-BS 230V | FR-300-BS 230V | FR-350-BS 230V | FR-400-BS 230V | FR-450-BS 230V | FR-500-BS 230V | FR-550-BS 230V | FR-630-BS 230V | FR-710-BS 400V | FR-800-BS 400V |
|--------------------------|-------------------|----------------|----------------|----------------|----------------|----------------|----------------|----------------|----------------|----------------|--------------------|--------------------|
| PRODUCT CODE | | IAFR200BS-1721 | IAFR250BS-1722 | IAFR300BS-1723 | IAFR350BS-1724 | IAFR400BS-1725 | IAFR450BS-1726 | IAFR500BS-1727 | IAFR550BS-1728 | IAFR630BS-1729 | IAFR710BS-1730 | IAFR800BS-1731 |
| MAXIMUM AIRFLOW | m ³ /h | 780 | 1450 | 1845 | 2450 | 3955 | 5365 | 7155 | 8510 | 11435 | Δ 15120 Y 13005 | Δ 20695 Y 17635 |
| POWER SUPPLY / FREQUENCY | V/Hz | 230/50 | 230/50 | 230/50 | 230/50 | 230/50 | 230/50 | 230/50 | 230/50 | 230/50 | 400/50 | 400/50 |
| RATED MOTOR CURRENT | A | 0,25 | 0,42 | 0,4 | 0,65 | 0,82 | 1,15 | 1,75 | 2,55 | 3,5 | Δ 1,9 Y 1,15 | Δ 2,85 Y 1,65 |
| MOTOR SPEED | rpm | 2500 | 2400 | 1380 | 1400 | 1380 | 1350 | 1320 | 1300 | 1360 | Δ 900 Y 730 | Δ 920 Y 770 |
| MOTOR POWER | W | 55 | 90 | 85 | 129 | 180 | 250 | 380 | 550 | 750 | Δ 900 Y 650 | Δ 1200 Y 930 |
| INSULATION CLASS | - | B | B | B | B | B | B | B | B | B | F | F |
| NET WEIGHT | kg | 2 | 2,5 | 3 | 5 | 6 | 8 | 9 | 11 | 15 | 30 | 35 |
| NOISE | dB | 52 | 60 | 60 | 64 | 67 | 69 | 71 | 72 | 75 | Δ 73 Y 72 | Δ 75 Y 74 |

AXIAL DUCT FANS

- Adjusted for duct mounting
- Used in ventilation, cooling and heating
- Suitable for commercial, industrial and home usage
- Single-phase fans
- Steel casing, powder painted casing, metal blades



| | UNIT | FR-200-BC 230V | FR-250-BC 230V | FR-300-BC 230V | FR-350-BC 230V | FR-400-BC 230V | FR-450-BC 230V | FR-500-BC 230V | FR-550-BC 230V | FR-630-BC 230V |
|--------------------------|-------------------|----------------|----------------|----------------|----------------|----------------|----------------|----------------|----------------|----------------|
| PRODUCT CODE | | IAFR200BC-1732 | IAFR250BC-1733 | IAFR300BC-1734 | IAFR350BC-1735 | IAFR400BC-1736 | IAFR450BC-1737 | IAFR500BC-1738 | IAFR550BC-1739 | IAFR630BC-1740 |
| MAXIMUM AIRFLOW | m ³ /h | 780 | 1450 | 1845 | 2450 | 3955 | 5365 | 7155 | 8510 | 11435 |
| POWER SUPPLY / FREQUENCY | V/Hz | 230/50 | 230/50 | 230/50 | 230/50 | 230/50 | 230/50 | 230/50 | 230/50 | 230/50 |
| RATED MOTOR CURRENT | A | 0,25 | 0,42 | 0,4 | 0,65 | 0,82 | 1,15 | 1,75 | 2,55 | 3,5 |
| MOTOR SPEED | rpm | 2500 | 2400 | 1380 | 1400 | 1380 | 1350 | 1320 | 1300 | 1360 |
| MOTOR POWER | W | 55 | 90 | 85 | 129 | 180 | 250 | 380 | 550 | 750 |
| INSULATION CLASS | - | B | B | B | B | B | B | B | B | B |
| NET WEIGHT | kg | 2 | 2,5 | 3 | 5 | 6 | 8 | 9 | 11 | 15 |
| NOISE | dB | 52 | 60 | 60 | 64 | 67 | 69 | 71 | 72 | 75 |

DUCT FANS

- Adjusted for duct mounting
- Used in ventilation, cooling and heating
- Suitable for commercial, industrial and home usage
- Single-phase fans
- Steel casing



| | UNIT | FR-100-DF 230V | FR-125-DF 230V | FR-150-DF 230V | FR-160-DF 230V | FR-200-DF 230V | FR-250-DF 230V | FR-315-DF 230V |
|--------------------------|-------------------|----------------|----------------|----------------|----------------|----------------|----------------|----------------|
| PRODUCT CODE | | IDFR100DF-1741 | IDFR125DF-1742 | IDFR150DF-1743 | IDFR160DF-1744 | IDFR200DF-1745 | IDFR250DF-1746 | IDFR315DF-1747 |
| MAXIMUM AIRFLOW | m ³ /h | 290 | 405 | 550 | 580 | 1000 | 1105 | 1470 |
| POWER SUPPLY / FREQUENCY | V/Hz | 230/50 | 230/50 | 230/50 | 230/50 | 230/50 | 230/50 | 230/50 |
| RATED MOTOR CURRENT | A | 0,26 | 0,26 | 0,39 | 0,50 | 0,69 | 0,67 | 0,98 |
| MOTOR SPEED | rpm | 2180 | 2330 | 2460 | 2550 | 2550 | 2580 | 2350 |
| MOTOR POWER | W | 57 | 55 | 85 | 105 | 151 | 147 | 200 |
| INSULATION CLASS | - | F | F | F | F | F | F | F |
| NET WEIGHT | kg | 3 | 3 | 5 | 5 | 5 | 6 | 8 |
| NOISE | dB | 47 | 47 | 52 | 52 | 53 | 55 | 56 |

ROOF FANS STORM SERIES

Roof fans from the STORM series are used to remove from the room exhaust air with a dust particles content not exceeding 0.3 g/m³. They should not be used in aggressive or highly corrosive environments because of the steel casing. They are designed for outdoor use on the roofs of buildings like production and storage halls, logistics centers, workshops, etc. The fans often cooperate with supply devices like Reventon mixing chambers, being a part of a complete ventilation system.



Centrifugal AC fan (for STORM AC devices):

made of plastic (STORM 190 AC), galvanized steel (STORM 250 AC) or aluminum (STORM 315 AC and STORM 400 AC). The air is sucked in from the axial direction and extracted radially with special backward curved rotor blades. The fan has a single-phase AC motor Ingress Protection Rating IP44 and rated current of 0.25, 0.68, 0.60 or 1.15 A (depending on the model). The rotor has diameter of 190 mm (STORM 190 AC), 250 mm (STORM 250 AC), 315 mm (STORM 315 AC) or 400 mm (STORM 400 AC).

Radial fan EC (for STORM EC devices):

made of plastic (STORM 225 EC) or aluminum (STORM 315 EC and STORM 355 EC). The air is sucked in from the axial direction and extracted radially with special backward curved rotor blades. The fan has a single-phase brushless EC motor characterized by high energy efficiency and a wide range of speed control. Its parameters are the following: Ingress Protection Rating IP44 and rated current of 0.7, 1.07 or 2.8 A (depending on the model). The fan rotor has diameter of 225 mm (STORM 225 EC), 315 mm (STORM 315 EC) or 355 mm (STORM 355 EC).

- Fans with AC or EC motors
- Fans made of plastic, steel or aluminum (depending on the model)
- High efficiency fans
- Durable construction and reliability

| | UNIT | STORM 190 AC | STORM 250 AC | STORM 315 AC | STORM 400 AC | STORM 225 EC | STORM 315 EC | STORM 355 EC |
|--------------------------|-------------------|-----------------|-----------------|-----------------|-----------------|-----------------|-----------------|-----------------|
| PRODUCT CODE | | STORM190AC-2017 | STORM250AC-1981 | STORM315AC-1982 | STORM400AC-2018 | STORM225EC-1983 | STORM315EC-1984 | STORM355EC-2019 |
| MAXIMUM AIRFLOW | m ³ /h | 520 | 1370 | 1900 | 3100 | 950 | 2250 | 3600 |
| POWER SUPPLY / FREQUENCY | V/Hz | 230/50 | 230/50 | 230/50 | 230/50 | 230/50-60 | 230/50-60 | 230/50-60 |
| RATED MOTOR CURRENT | A | 0,25 | 0,68 | 0,60 | 1,15 | 0,70 | 1,07 | 2,8 |
| MOTOR SPEED | rpm | 2340 | 2380 | 1400 | 1340 | 2200 | 1850 | 1950 |
| MOTOR POWER | W | 56,5 | 150 | 135 | 252 | 82 | 160 | 345 |
| PROTECTION DEGREE IP | - | 44 | 44 | 44 | 44 | 44 | 44 | 44 |
| WORKING TEMPERATURE | °C | -25 - 60 | -25 - 60 | -25 - 60 | -25 - 60 | -25 - 60 | -25 - 60 | -25 - 60 |
| NET WEIGHT | kg | 7,0 | 8,5 | 11,5 | 15,0 | 8,0 | 11,5 | 14,0 |
| NOISE | dB | 55 | 54 | 52 | 56 | 59 | 53 | 64 |



Detailed technical documentation you can find on our website www.reventongroup.eu



ACCESSORIES

3-STAGE SPEED CONTROLLER WITH THERMOSTAT

The regulator is used to regulate devices equipped with 3-stage fans. It has a 3-stage speed controller and built-in thermostat which switches off the device automatically when the required temperature is reached. In addition, this regulator controls the operation of the actuators installed on the control valve.



- Voltage/ Frequency: 230V / 50~60Hz
- Maximum current output : 3 A
- Temperature range: 10°C - 30°C
- Operating mode: continuous or thermostatic
- Control accuracy: <math>< 1\text{ }^\circ\text{C}</math>
- Dimensions: 130 x 85 x 40 mm
- Weight: 0,21kg
- Ingress Protection Rating of the casing IP30

PROGRAMMABLE CONTROLLER HMI

The controller is used to regulate devices equipped with 3-stage fans. It control them according to a set program (required air temperature). There is also opportunity to connect the external air temperature sensor (in the set). The controller automatically controls the actuator of two-way valve and has MODBUS communication feature.



- Voltage/ Frequency: 230 V AC / 50 – 60 Hz
- Maximum current: 5 A
- Operating temperature range: 0°C - 45°C
- Regulation range: 5 -35°C
- Regulation accuracy: $\pm 0,5^\circ\text{C}$
- External temperature sensor: NTC 10K
- BMS Communication: RS485
- Dimensions: 86 x 86 x 13,3 mm

FAN SPEED CONTROLLER HC

It is designed to change the speed of the single-phase fan's voltage controlled in industrial ventilation and heating systems. It is available in several models. The selection of the appropriate model depends on the number of devices that have to be connected to one fan speed controller - the total current of the connected devices cannot exceed the maximum current flow of the fan speed controller.



- 5 control levels: 80-105-135-170-230 V
- Voltage/ Frequency: 230V AC/ 50~60Hz
- Maximum current output (depending on model): 3 A*, 5 A, 7 A or 14 A
- Protection: thermal switch
- Dimensions: 126 x 176 x 56mm
- Weight(depending on model) : 1,3 kg, 3,8 kg, 6,4 kg or 10,2 kg
- Ingress Protection Rating IP54

*regulation for 3 A regulator: 115-135-155-180-230 V

MODULE RELAY RM-16A

Relay module RM-16A opens and closes the circuit to affect the work of other devices. It can be used to connect a receiver with higher power than the relay in the controller allows. Maximum rated current is 16A.



- Power supply: 230V AC
- Maximum rated current: 16A
- Input NO/COM
- Input SL Connection of a regulator with the voltage relay 230 V
- Dimensions: 47 x 47 x 20 mm

COOPERATION OF CONTROLLERS WITH EQUIPMENT

| | HC3S | HMI | HC 1,2 A | HC 3,0 A | HC 5,0 A | HC 7,0 A | HC 14 A | RM - 16A |
|------------------|------|-----|----------|----------|----------|----------|---------|----------|
| HC20-3S | 3 | 5 | 1 | 3 | 5 | 8 | 16 | 19 |
| HC30-3S | 3 | 5 | 1 | 3 | 5 | 8 | 16 | 19 |
| HC35-3S | 3 | 5 | 1 | 3 | 5 | 8 | 16 | 19 |
| HC45-3S | 3 | 5 | 1 | 3 | 5 | 8 | 16 | 19 |
| HC50-3S | 1 | 2 | - | 1 | 2 | 3 | 6 | 7 |
| HC70-3S | 2 | 4 | 1 | 2 | 4 | 6 | 12 | 14 |
| HC80-3S | 1 | 2 | - | 1 | 2 | 3 | 6 | 7 |
| FARMER HCF IP 54 | 2 | 4 | 1 | 2 | 4 | 6 | 12 | 14 |
| FARMER HCF IP 65 | - | - | - | 1 | 2 | 3 | 7 | 8 |
| S1 -3S | 7 | 12 | 3 | 7 | 12 | 17 | 35 | 40 |
| S2-3S | 5 | 8 | 2 | 5 | 8 | 12 | 24 | 27 |
| S3-3S | 5 | 8 | 2 | 5 | 8 | 12 | 24 | 27 |
| S4-3S | 3 | 5 | 1 | 3 | 5 | 8 | 16 | 19 |

POTENTIOMETER EC

enables to control EC motors by 0-10 V control signal. A convenient knob is used for this, allowing in practice to adjust the fan efficiency in the range of 0-100%. The potentiometer also has an additional switching contact which cuts off the voltage from the fans when there is no need to work.



- Output signal: 0 - 10 V
- Power supply: 10 - 12 V DC / 1mA
- Impedance: 10k Ω +- 20%
- Maximum load of the switching contact: 3 A / 230 V AC or 3 A / 12 V DC
- Weight: 350 g
- Degree of protection: IP 54

PROGRAMMABLE CONTROLLER HMI EC

is used to regulate devices equipped with EC motors. It is an advanced controller with many functions i. a. operation in heating, cooling or mixed mode, programmable mode, valve control, automatic selection of the fan speed. Together with the controller an external sensor is provided, which allows to read the temperature in the required place, even remote from the controller. In addition, the device can be integrated with the BMS building control system (using the MODBUS communication protocol).



- Voltage/ Frequency: 230 V AC / 50 - 60 Hz
- Maximum current: 5 A
- Operating temperature range: 0 - 45°C
- Regulation range: 5°C - 35°C
- Regulation accuracy: \pm 0.5°C
- External temperature sensor: NTC 10K
- Communication: RS485
- Dimensions: 86 x 86 x 13.3 mm
- Weight: 270 g
- Degree of protection (housing): IP 20
- Degree of protection (external sensor): IP 68

FAN SPEED CONTROLLER HC3P SERIES 400V



It is designed to change the speed of the three-phase fan's voltage controlled in industrial ventilation and heating systems. It is available in several models. The selection of the appropriate model depends on the number of devices that have to be connected to one fan speed controller - the total current of the connected devices cannot exceed the maximum current flow of the fan speed controller.

- 5 control levels: 95-145-190-240-400 V
- Voltage / Frequency: 400 V AC / 50-60 Hz
- Maximum current output (depending on a model): 1,5 A, 2 A, 4 A, 5 A, or 7 A
- Protection: thermal switch
- Weight (depending on a model): 10 kg, 11.7 kg, 15 kg, 18 kg, or 21 kg
- Ingress Protection Rating IP21

COOPERATION OF CONTROLLERS WITH EQUIPEMENT

| | HC3P 1,5 A | HC3P 2,0 A | HC3P 4,0 A | HC3P 5,0 A | HC3P 7,0 A |
|---------|------------|------------|------------|------------|------------|
| HC3P 20 | 3 | 4 | 8 | 10 | 14 |
| HC3P 30 | 3 | 4 | 8 | 10 | 14 |
| HC3P 35 | 3 | 4 | 8 | 10 | 14 |
| HC3P 45 | 3 | 4 | 8 | 10 | 14 |
| HC3P 50 | 2 | 3 | 6 | 8 | 11 |
| HC3P 70 | 2 | 3 | 6 | 8 | 11 |

Programmable controller HMI SINGLE

The controller is used to regulate devices equipped with 1-stage fans. It is an advanced controller with many functions i. a. operation in heating, cooling or mixed mode, programmable mode, valve control, automatic selection of the fan speed. Together with the controller an external sensor is provided, which allows to read the temperature in the required place, even remote from the controller. In addition, the device can operate in one of two modes - thermostatic or temperature difference. The second one enables effective controlling of destratification fans. The controller can be integrated with the BMS building control system (using the MODBUS communication protocol).



- Voltage/ Frequency: 230 V AC / 50 - 60 Hz
- Maximum current: 5 A
- Operating temperature range: 0 - 45°C
- Regulation range: 5°C - 35°C
- Regulation accuracy: $\pm 0.5^\circ\text{C}$
- External temperature sensor: NTC 10K
- Communication: RS485
- Dimensions: 86 x 86 x 13.3 mm
- Weight: 270 g
- Degree of protection (housing): IP 20
- Degree of protection (external sensor): IP 68

PROGRAMMABLE CONTROLLER HMI CURTAIN

is used to adjust the operation of curtains HUMMER series, which are equipped with three-speed fans. It is an advanced driver with many functions i.e. operation in thermostatic mode (heating or cooling) or in accordance with door sensor, valve operation control, selection of the fan speed. It is also possible to integrate the device with the BMS building control system (using the MODBUS communication protocol).



- Voltage/ Frequency: 230 V AC / 50-60 Hz
- Maximum current: 5 A
- Operating temperature range: 0-45°C
- Regulation range: 5°C - 35°C
- Regulation accuracy: $\pm 0.5^{\circ}\text{C}$
- Communication: RS485
- Dimensions: 86 x 86 x 13.3 mm
- Weight: 270 g
- Degree of protection (housing): IP 20

MANUAL ROOM THERMOSTAT HC

Controls operation of the heater. Switches the unit off automatically when the set temperature is reached.



- Power supply/ Frequency : 230 V AC/ 50 – 60 Hz
- Maximum rated current: 3A
- Operating temperature: 0-40°C
- Temperature control range: 10-30°C
- Control accuracy: $< 1^{\circ}\text{C}$

TWO-WAY VALVE WITH ACTUATOR HC 3/4"

The two-way valve with actuator is used to automatically regulate the flow of the heating medium.



- Voltage/ Frequency: 230 V AC / 50 – 60 Hz
- Total current: $< 0,25\text{ A}$
- Maximum operating temperature: 60° C
- Closing time: 5-6 minutes
- Adjustment stroke: 3,6 mm
- Ingress Protection Rating IP40

THREE-WAY VALVE WITH ACTUATOR 3/4"

It regulates operation of device by opening / closing of working fluid loop.



- Power supply/ Frequency : 230 V AC/ 50 – 60 Hz
- Rated current: 7 VA
- Kvs coefficient: 6,5 m³/h
- Operating conditions: 0 - 60°C
- Movement time (motor): 18 s
- Movement time (return spring): 5 s
- Ingress Protection Rating IP20

CONTROL VALVE WITH 3-POINT ACTUATOR CV

It regulates operation of device by opening / closing of working fluid loop.


Three point actuator allows precise control by partial opening / closing the valve.



- Power supply/ Frequency : 230 V AC/ 50 – 60 Hz
- Rated current: 2 VA
- Kvs coefficient: 6,3 m³/h
- Operating conditions: -20 - 50°C
- Movement time: 70..90 s
- Torque: 5 Nm
- Ingress Protection Rating IP54

CONTROL CABINET

It enables precise regulation of the mixing chamber operation.



SETTER WITH LCD DISPLAY

Setter provides communication with controller. It has inbuilt ambient temperature sensor. Device can be mounted direct on wall or with using installation box.



- Power supply/ Frequency : 24 V AC/DC
- Display: 320 x 240 px
- BMS Communication: RS485
- Dimensions: 86 x 86 x12 mm

DAMPER ACTUATOR 0-10 V WITH RETURN SPRING

The actuator enables to control the air dampers automatically.

- Power supply/ Frequency : AC/DC 24 V 50 – 60 Hz
- Operating conditions: -30 - 50°C
- Movement time (motor): 150 s / 90°
- Ingress Protection Rating IP54



THERMOSTAT WITH CAPILLARY

It is a part of mixing chamber freeze protection. Thermostat controls temperature after heat exchanger and signals, when the temperature is below a set value.

- Operating conditions: -40 - 65°C
- Range of temperature settings: -30 - 15°C
- Capillary length: 2 m
- Weight: 0,568 kg



DIFFERENTIAL PRESSURE SWITCH DFS

It informs when the filter pressure drop is too high and the filter has to be changed.

- Operating conditions: -20 - 60°C
- Measurement range: 30 - 500 Pa
- Dimensions: 86 x 86 x 13,3 mm
- Weight: 0,15 kg
- Ingress Protection Rating IP54





HOME APPLIANCES

ENERGY RECOVERY UNITS INSPIRO BASIC



Energy recovery units Reventon Group INSPIRO BASIC series are designed for ventilation systems as an important element enabling energy recovery (heat and moisture). These devices enable ventilation of the building.

They are designed for ventilation of residential buildings as well as production halls, warehouses, shops, cafés, offices, service facilities or workshops. Energy recovery units significantly reduce the maintenance and operation costs of a building or facility.

- Housing made of steel
- Efficient heat exchanger for heat and moisture recovery
- Prefilters G3 protecting heat exchanger against dirt
- Intuitive control including basic functions such as weekly schedule, manual bypass and filter alarm
- 3-stage AC fans
- User-friendly controller included

| | UNIT | INSPIRO BASIC 200 | INSPIRO BASIC 300 | INSPIRO BASIC 400 | INSPIRO BASIC 600 | INSPIRO BASIC 800 |
|--|-------------------|-----------------------|-----------------------|-----------------------|-----------------------|-----------------------|
| TECHNICAL DATA | | INSPIRO-BASIC200-2022 | INSPIRO-BASIC300-2023 | INSPIRO-BASIC400-2024 | INSPIRO-BASIC600-2025 | INSPIRO-BASIC800-2026 |
| NOMINAL AIRFLOW | m ³ /h | 200 | 300 | 400 | 600 | 800 |
| MAXIMUM ENTHALPY EFFICIENCY | % | 63 | 65 | 65 | 67 | 63 |
| MAXIMUM TEMPERATURE EFFICIENCY | % | 75 | 73 | 74 | 76 | 74 |
| SUPPLY VOLTAGE / SUPPLY FREQUENCY | V/Hz | 220-240 / 50 | 220-240 / 50 | 220-240 / 50 | 220-240 / 50 | 220-240 / 50 |
| MOTOR POWER | W | 105 | 117 | 150 | 200 | 355 |
| PROTECTION DEGREE IP | - | X2 | X2 | X2 | X2 | X2 |
| NET WEIGHT | kg | 23 | 25 | 31 | 36 | 60 |
| NOISE | dB(A) | 31,5 | 34,5 | 37,5 | 39 | 41 |
| ENERGY EFFICIENCY CLASS | - | A | A | A | A | A |

ENERGY RECOVERY UNITS INSPIRO



Energy recovery units Reventon Group INSPIRO series are designed for ventilation systems as an important element enabling energy recovery (heat and moisture). These devices enable ventilation of the building.

They are designed for ventilation of residential buildings as well as production halls, warehouses, shops, cafés, offices, service facilities or workshops. Energy recovery units significantly reduce the maintenance and operation costs of a building or facility.

- Steel housing covered with insulation
- Efficient heat exchanger for heat and moisture recovery
- Efficiency above 70%
- Two sets of filters - prefilters G3 protecting the heat exchanger and exact filter F9
- Energy-saving EC fans
- SANDARD controller included or optional PRESTIGE controller
- Optional CO2 concentration and relative humidity sensors

| | UNIT | INSPIRO 150 | INSPIRO 250 | INSPIRO 350 | INSPIRO 500 | INSPIRO 650 | INSPIRO 800 |
|--------------------------------|-------------------|-----------------|-----------------|-----------------|-----------------|-----------------|-----------------|
| PRODUCT CODE | | INSPIRO150-1972 | INSPIRO250-1973 | INSPIRO350-1974 | INSPIRO500-1975 | INSPIRO650-1976 | INSPIRO800-1977 |
| NOMINAL AIRFLOW | m ³ /h | 150 | 250 | 350 | 500 | 650 | 800 |
| MAXIMUM ENTHALPY EFFICIENCY | % | 70 | 73 | 73 | 75 | 71 | 73 |
| MAXIMUM TEMPERATURE EFFICIENCY | % | 80 | 81 | 82 | 84 | 82 | 82 |
| POWER SUPPLY / FREQUENCY | V/Hz | 220-240 / 50 | 220-240 / 50 | 220-240 / 50 | 220-240 / 50 | 220-240 / 50 | 220-240 / 50 |
| MOTOR POWER | W | 38 | 85 | 107 | 140 | 160 | 188 |
| PROTECTION DEGREE IP | - | X2 | X2 | X2 | X2 | X2 | X2 |
| NET WEIGHT | kg | 25 | 27 | 33 | 38 | 62 | 72 |
| NOISE | dB | 31,5 | 34,5 | 37,5 | 39 | 41 | 42 |
| ENERGY EFFICIENCY CLASS* | - | A | A | A | A | A | A |

* according to EU no. 1254/2014mm²C

DOMESTIC AXIAL FANS WITH THROTTLE VELO



Axial fans from the VELO series are designed for wall mounting. They are used for ventilation of small spaces such as a bathroom or kitchen.

The device comes in two colors - white or silver (VELO Silver version).



Standard



Silver

- S** Standard version
- T** Version with timer
- H** Version with humidity sensor
- MS** Version with motion sensor

- Modern design
- Two color options (white or silver)
- Efficient and energy-saving fans
- Quiet and reliable operation
- High performance

| | UNIT | VELO 100, VELO SILVER 100 | VELO 150, VELO SILVER 150 |
|----------------------|-------------------|---------------------------|---------------------------|
| MAXIMUM AIFLOW | m ³ /h | 95 | 240 |
| MAXIMUM COMPRESSION | Pa | 36 | 60 |
| VOLTAGE / FREQUENCY | V/Hz | 230/50-60 | 230/50-60 |
| RATED MOTOR CURRENT | A | 0,072 | 0,138 |
| MOTOR SPEED | obr/min | 2400 | 2000 |
| MOTOR POWER | W | 12 | 18 |
| PROTECTION DEGREE IP | - | X4 | X4 |
| NOISE | dB | 34 | 35 |

DOMESTIC AXIAL FANS WITH THROTTLE CODE



Axial fans from the CODE series are designed for wall mounting. They are used for ventilation of small spaces such as a bathroom or kitchen.

The device comes in white color version.



Standard

- S** Standard version
- T** Version with timer
- PC** Version with chain

- Modern design
- Efficient and energy-saving fans
- Quiet and reliable operation
- High performance

| | UNIT | CODE 100 | CODE 120 | CODE 150 |
|----------------------|-------------------|-----------|-----------|-----------|
| MAXIMUM AIFLOW | m ³ /h | 130 | 240 | 320 |
| MAXIMUM COMPRESSION | Pa | 36 | 45 | 60 |
| VOLTAGE / FREQUENCY | V/Hz | 230/50-60 | 230/50-60 | 230/50-60 |
| RATED MOTOR CURRENT | A | 0,072 | 0,11 | 0,138 |
| MOTOR SPEED | obr/min | 2400 | 2200 | 2000 |
| MOTOR POWER | W | 12 | 16 | 18 |
| PROTECTION DEGREE IP | - | X2 | X2 | X2 |
| NOISE | dB | 34 | 34 | 35 |

DOMESTIC DUCT FANS REGO



Axial fans from the REGO series are designed for wall mounting. They are used for ventilation of small spaces such as a bathroom or kitchen.


The device comes in white color version.

- Modern design
- Efficient and energy-saving fans
- Quiet and reliable operation
- High performance

| | UNIT | REGO 100 | REGO 120 | REGO 150 |
|----------------------|-------------------|--------------|--------------|--------------|
| PRODUCT CODE | | REGO100-1933 | REGO120-1934 | REGO150-1935 |
| MAXIMUM AIFLOW | m ³ /h | 130 | 240 | 320 |
| MAXIMUM COMPRESSION | Pa | 36 | 45 | 60 |
| VOLTAGE / FREQUENCY | V/Hz | 230/50-60 | 230/50-60 | 230/50-60 |
| RATED MOTOR CURRENT | A | 0,072 | 0,11 | 0,138 |
| MOTOR SPEED | obr/min | 2400 | 2200 | 2000 |
| MOTOR POWER | W | 12 | 16 | 18 |
| PROTECTION DEGREE IP | - | X2 | X2 | X2 |
| NOISE | dB | 34 | 34 | 35 |



Detailed technical documentation you can find on our website www.reventongroup.eu




PRODUCTION




Our production plant, warehouse and company headquarters are located in the southern region of Poland.

It is important to us to ensure that every detail of our products meets high quality standards.



Our production is carried out in accordance with European standards, and our products are subject to certification.



We care for the environment and we use ecological materials.



CUSTOMER TESTIMONIALS

Our products combine exceptional design, high performance, and durability.

